

The technical documentation of the venue that include stage, sound or lighting equipment is not part of the contract. Contact the technical department for an update on this document.

## General Informations

### House

<b>Seating</b>	Normal	
seating capacity for booking	2952	
house seats	30	

<b>Orchestra pits</b>		
small pit for musicians	20	
capacity for booking	2952	

Large pit	70 musicians	
rows AA, BB and CC are removed.		
total: 78 seats		
capacity for booking	2874	

<b>House dimensions</b>		
from house curtain to last row of orchestra	34,29 m	112'-6"
from house curtain to last row in balcony	41,30 m	135'-6"

### Artists entrance

**260 West, de Maisonneuve Blvd**

### Loading dock

**200 West, de Maisonneuve Blvd**

<b>Door's dimension</b>		
width	4,26 m	14'-0"
height	4,26 m	14'-0"

NB: a freight elevator permits access to two levels below and two levels above stage.

<b>Tourbus electrical service</b>	2	NEMA 14-50R	50A - 208V
-----------------------------------	---	-------------	------------

<b>Chain Hoist for roadcases (Unstacking...)</b>	1000 Kg	2200 lbs
--	---------	----------

### Dressing rooms

<b>DRESSING ROOMS - Level 3, stage level</b>	
2 person - toilet and shower	Loge <b>A</b>
2 persons - toilet and shower	Loge <b>B</b>
4 persons - toilet and shower	Loge <b>C</b>
3 persons - toilet and shower	Loge <b>D</b>
9 persons - toilet and shower	Loge <b>E (*)</b>
1 person - toilet and shower	Loge <b>F</b>
2 persons - toilet and shower	Loge <b>G</b>
2 persons - toilet and shower	Loge <b>H</b>
4 persons - toilet and shower	Loge <b>I</b>
<b>DRESSING ROOM - Level 2, below stage level</b>	
40 persons - toilets and showers	Men
40 persons - toilets and showers	Women
40 persons - tables, chairs, sofas	Common area

### Wig room

<b>Level 3, stage level</b>	8 persons
-----------------------------	-----------

**Wardrobe room**

room located at stage level

1	sink	
3	dryer machine	
3	washing machine	
4	flat iron	
2	Jiffy steamer	
3	small blower	
2	quick change 8' x 8'	
4	0,61m x 1,83m	2' x 6'
2	1,22m x 1,83m	4' x 6'

mobile mirror

NB: wardrobe employees are members of IATSE local 863.

**Stage**
**Stage description and dimensions**
**Stage floor**

wooden stage floor covered with linoleum (battleship), except playing area.

**Allowed load on the stage floor**

kg / m <sup>2</sup>	lbs/pi <sup>2</sup> - pound/foot <sup>2</sup>
650	150

**Proscenium height**

1,029 m	3'-4½"
---------	--------

**Proscenium opening**

 maximum height  
maximum width

9,93 m	32'-7"
21,03 m	69'-0"

**Total width**

 from center line to S.R. wall  
from center line to S. L. wall

59,51 m	195'-3"
28,87 m	94'-9"
30,63 m	100'-6"

**Total depth (excluding pit)**

 from house curtain to back wall  
from house curtain to orchestra pit  
from house curtain to apron

17,86 m	58'-7"
16,31 m	53'-6"
1,55 m	5'-1"
6,81 m	22'-4"

**Height from stage floor to grid**

 clearance under fly gallery SR  
clearance under fly gallery SL

24,38 m	80'-0"
8,22 m	26'-0"
8,22 m	26'-0"

**Wing space, stage right**

 width  
length

14,05 m	46'-10"
12,19 m	40'-0"

**Wing space, stage left**

 width  
length

13,74 m	45'-10"
12,88 m	42'-3"

**Rigging system**
**Fly system :**
**Double purchase counterweight system**

\* operated from S.L. fly gallery

 length of pipes  
number of sets \*  
\* maximum loading capacity  
Motorized pipe - fixed speed 16ft/min  
\* maximum loading capacity

24,38 m	80'-0"
71	
590 kg	1300 lbs
6	
759 kg	1670 lbs

Upstage

\* maximum loading capacity

**Variable speed set**

04,05 & 06	0-360ft/min
759 kg	1670 lbs

 0-1,8 m/s  
operated from S.L. fly gallery

**Rigging points in front of the proscenium**

 each winch has 6 rigging points  
capacity by winch

10	
1134 kg	2 500 lbs

\* see the line plot for house hang.

## Main Power (208V) and Chain Hoist

cam-lock, at grid level	1	60 A	
Subject to availability and billable: Chain hoists 1T double-brake, 100', 4,8 m/min	4	Tour Rig	at grid level
Chain Hoist controller	1		

## Stage masking

<b>House curtain</b>	<b>No movement authorized</b>	
	Red velvet with center opening. Operated from stage right and stage left from de tly rail tly type (up and down)	
<b>Stage curtains (black velvet)</b>	* see the house hang	
<b>portal leg</b>	1	
width	6,10 m	20'-0"
height	12,19 m	40'-0"
<b>portal border</b>	1	
width	24,38 m	80'-0"
height	4,88 m	16'-0"
<b>sets of legs</b>	5	
width	6,10 m	20'-0"
height	12,19 m	40'-0"
<b>sets of legs for cyclorama</b>	1	
width	6,10 m	20'-0"
height	13,41m	44'
<b>border</b>	5	
width	24,38 m	80'-0"
height	4,87 m	16'-0"
<b>black backing</b>	3	
width	24,38 m	80'-0"
height	12,19 m	40'-0"
<b>half backing (traveler)</b>	1	
width	12,19 m	40'-0"
height	12,19 m	40'-0"
<b> Germans (side curtains)</b>	8	
width	3,96 m	13'-0"
height	8,11 m	26'-6"
<b>scrim</b>	1	
white		
width	24,38 m	80'-0"
height	11,58 m	38'-0"
black	1	
width	24,38 m	80'-0"
height	11,58 m	38'-0"
<b>cyclorama (cream colored)</b>	1	
width	24,38 m	80'-0"
height	13,20 m	41'-7"

## Stage manager's desk

located S.R., with paging microphone	1
--------------------------------------	---

## SALLE WILFRID-PELLETIER

### Orchestra equipment

music stand		75
music stand light		80
stage pit	1	conductor's podium
musician's chair		135
stool	10	black wood 30"
utility chair		50

### Pianos (there are additional costs for the tuning)

stage	1	Steinway 9'	D - New York	tuned at 440 Hz
stage	1	Yamaha	U1	tuned at 440 Hz
dressing room A	1	Yamaha	U1	tuned at 440 Hz
Rehearsal room 1	1	Steinway 7'	B - New York	tuned at 440 Hz

### Risers

riser	32	1.22 x 2.44 m	4' x 8'
	8	1.22 x 1.22 m	4' x 4'
leg	64	203 mm	8"
	64	406 mm	16"
	112	610 mm	24"
riser's staircase	4	3 steps	
	5	2 steps	
riser's wheel		56	
dress kit	6	203 x 4876 mm	8" x 16'
	6	406 x 4876 mm	16" x 16'
	6	610 x 4876 mm	24" x 16'

### Tables

on wheels	8	1.22 m	4'
	16	1.82 m	6'
	4	1.82 m	6'

### Lifts

(ac & battery power)	1	Genie AWP-36'
(ac & battery power)	1	Genie AWP-40'

### Step ladders (Louisville / Werner)

1	1.22 m	4'
1	1.52m	5'
4	2.43 m	8'
2	3.04 m	10'
2	3.66 m	12'

### Dance floor

1	60'0" x 6'	rolls
8	40'0" x 6'	rolls
2	30'0" x 6'	rolls

### Drum carpet

1	1.22 x 2.44 m	4' x 8'
2	2.44 x 2.44 m	8' x 8'

**Lighting**

## Touring companies (120 / 208 volts)

2,060 amps, located stage right

2	400 A / cam lock
1	200 A / cam lock
2	400 A / bare
1	200 A / bare
2	30 A / cam lock

## Follows spots

**Balcony level, projection booth**

Follow spot - HMI 2500 watts

**3rd Torm door upper level**

Follow spot - HMI 1200 watts

4	Robert Juliat	Cyrano
2	Robert Juliat	Lucy

## Stage lighting control

 console  
located behind the first balcony.

1	Strand	Light Palette VL
---	--------	------------------

 console  
located stage right

1	Strand	Light Palette VL
---	--------	------------------

 1 dimmer = 1 circuit  
dimmers  
48

786	Strand	2,4 kw
48	Strand	6 Kw

Electronic soft patch

## Fixed equipment

**Catwalk (FOH)**

(1st)	10	ETC - S4	15°-30°	750 w
(2nd)	12	ETC - S4	15°-30°	750 w
(3rd)	10	ETC - S4	15°-30°	750 w
(4th)	12	ETC - S4	15°-30°	750 w
(5th)	10	ETC - S4	15°-30°	750 w

**Fixed position**

7	ETC - S4	19°	750 w	Conductor, podium...
---	----------	-----	-------	----------------------

**Torm doors**

32	ETC - S4	15°-30°	575 w
----	----------	---------	-------

**Boxes**

first balcony	10	ETC - S4	26°	575 w
second balcony	10	ETC - S4	26°	575 w
third balcony	10	ETC - S4	19°	575 w

**Scoop bar**

IRIS	12	Iris 4	1 kw
------	----	--------	------

**Top of the torm doors, down stage**  
(For lighting the hall, 6 stage left & 6 stage right)

12	Par 64	1 kw
----	--------	------

## SALLE WILFRID-PELLETIER

### Mobile Equipment

<b>Bodies</b> lenses available:	162	ETC	Source four	575w
		65	19°	
		96	26°	
		36	36°	
		18	50°	
		4	5°	
<b>Strand projectors</b>	55	Zoom SL	15° x 32°	575w
	6	Strand	fresnel 6"	1kw
	40	Strand	fresnel 8"	2kw
	6	Strand	fresnel 10"	5kw
<b>Altman projectors</b> bulbs available:	181	Altman	par 64	1kw
		Wide - Medium - Narrow - Very Narrow		
	4	Altman	fresnel 6"	750w
<b>aircraft</b>		37		
<b>ground row 4'</b>	16	ORION-4	1 kw	
<b>iris 2</b>	12	IRIS 2	1kw	

### Lighting accessories

<b>Gobo holder</b>	50	ETC	type A	
	50		type B	
	50	Strand	type B	
<b>Iris</b>	45	ETC - source four		
	20	Strand - leko zoom		
<b>floor base</b>	30	single		
	2	quadruple		
<b>mobiles booms including graduated pipe</b>	14	3,65m	12'	
<b>lighting ladders</b>	16	30" x 5'		
<b>Roscolux color filters</b>				
<b>Haze generator</b>		MDG	TheOne	with fees

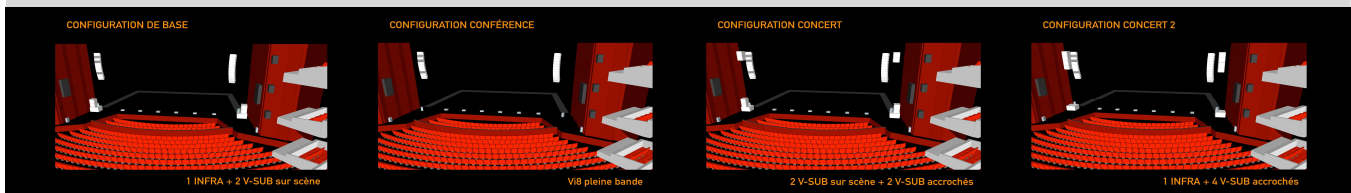
**Sound**
**Mixing console**

40 balanced lines (mobile on stage)	2	multi-patch	patch box
20 balanced lines (Link Foh)	1		
<b>Mobile equipment in warehouse</b>			
mixing digital audio board	1	DIGICO (CORE V2)	SD-10 opticon
56 IN / 56 OUT (48 analog + 8 AES/EBU)	1		SD-RACK

**Permanent House P.A. sound system**

The d&b sound system is composed, by side : 12 Vi8, 1 Infra-Sub, 2 Subs, 2 lip-fills and 6 Front-fills. 2 Subs can be added to the setup. 4 configurations can be chosen with internal snapshots. Calibration parameters can not be modified.

speaker	24	d&b	Vi8
Infra-sub speaker	2	d&b	J-Infra
sub-bass speaker	8	d&b	V-Sub
speaker (lip fills)	4	d&b	Y7P, Y10P
speaker (front fills)	6	d&b	T10
Amplifiers and processing	-	d&b	30D & D80


**Permanent house clusters and delays (secondary PA system for Opera production)**

Processor	2	GALILEO	616
Main Left/Right	2	Meyer	CAL96
Center Cluster	1	Meyer	CAL32
Delay speakers	2	Mayer	CAL32
under lodge	4	Meyer	UPM1-P
under lodge	2	Meyer	UPM-2P
Front-Fills	6	Meyer	M1D
Low Frequency Addons	2	Meyer	PSW2
Orchestral pit railing-Fills	11	Meyer	MM-4

Located in the ceiling, above BB row  
fixed, on the orchestre pit railing, between CC and DD  
rows

**Playback**

CD player with remote control	2	Denon	DN-C635
-------------------------------	---	-------	---------

**Stage monitor system**
**N.B. No monitors mixing board.**

10 monitors mix including:			
passive speaker	7	EAW	SM-200
passive speaker	2	EAW	SM-500
speaker for front of stage / side fill	4	Meyer	MSL-4 P
equalizer	6	Klark teknik	DN360
amplifier	4	Macro-tech	2400
amplifier	1	Micro-tech	2400
amplifier	1	Macro-tech	1200

Note : max. 100A available for touring companies on SL  
or SR sides of the stage (cam lock plugs)

## SALLE WILFRID-PELLETIER

### Microphones

2	AKG	C-414 B-XLS	
2	AKG	C-414 B-ULS	
2	AKG	C480 B	CK-61-ULS
2	AKG	535EB	
1	AKG	D-112	
3	Audio Technica	ATM-350	with clip
2	Audio Technica	AT-U857-Q	
8	EV	408B	
10	Klark teknik	DN-100	active direct box
2	Neumann	KM-100	
4	Neumann	KM-184	Stereo pair
3	Neumann	TLM-103	
2	Neumann	TLM-193	
2	Neumann	Shotgun KMR81i	with shockmount
8	Sennheiser	MKH-40	
2	Shure	KSM-27 SL	
1	Shure	Beta-52	
5	Shure	SM-57	
2	Shure	Beta-57	
5	Shure	SM-58	
1	Shure	SM-58-S	switch on/off
6	Shure	Beta-58	switch on/off
2	Shure	Beta-87C	
1	Shure	Beta-91	
4	Shure	Beta-98	with shockmount
7	Shure	MX-393C	
2	Shure	565SD	
2	Countryman	Isomax	
14	Grande perche	long boom	
4	Petites perches	short boom	
6	Atlas (Grand)	tall	
6	Atlas avec perches	with boom	
4	Table Shure S39A	table stand	

### Communications

Digital intercom system with multiple channels, connected				
1	Clear Com	HelixNet	Can be interfaced with 2W or 4W guest station (4	
2	Clear Com	Eclipse HX V serie 24 Clés		
Mobile stations				
1	Desk station with 4 channels	Clearcom	HRM-4X	network
2	Desk station with 2 channels	Clearcom	HKB-2X	network or digital intercom (xlr)
8	Belt pack	Clearcom	HXII-BP	network or digital intercom (xlr)

### Wireless intercom system

ClearCom FreeSpeak II Wireless intercom system Belt pack	1		2,4 GHz
	16		

### Hearing-impaired system

DECADE	90,9 FM
--------	---------

## HOUSE LED VIDEO SCREENS

### with fees

Dimensions, resolution	8"x4'6"	1080i or p		
Permanent LED Screen Processors	2	Absen	Série A27 - Pitch: 2.54mm	
		Absen	Pro-HD	
PTZ HD Camera	1	Canon	HE130W	with remote control
Video mixing desk system Video mixing controller	1	Roland	V-1200HD	
	1	Roland	V-1200HDR	<a href="https://proav.roland.com/global/products/v-1200hd/">https://proav.roland.com/global/products/v-1200hd/</a>
Recording	1	AJA	HELO	bring your usb key or hard drive



## SALLE WILFRID-PELLETIER

Le dossier technique de la salle, dans lequel sont énumérés les équipements techniques de scène, de son et d'éclairage, ne constitue pas un document contractuel. Veuillez communiquer avec le département technique pour connaître les mises à jour du présent devis.

The technical documentation of the venue that includ stage, sound or lighting is not list as a contract. Contact the technical department for an update on this document.

### ACCROCHAGE STANDARD DU THÉÂTRE / HOUSE HANG

mètres meters	pieds feet	équipe set number	description	description	Kg	Lbs	grandeur pieds / feet	date
4,92	16'-2"	A10	6 Points d'accroche avec tendeur	6 Point Hoists with Turnbukle	1133 ***	2500 ***	80'0" ***	
4,67	15'-4"	A9	6 Points d'accroche avec tendeur	6 Point Hoists with Turnbukle	1133 ***	2500 ***	80'0" ***	
4,41	14'-6"	A8	6 Points d'accroche avec tendeur	6 Point Hoists with Turnbukle	1133 ***	2500 ***	80'0" ***	
3,20	10'-6"	A7	6 Points d'accroche avec tendeur	6 Point Hoists with Turnbukle	1133 ***	2500 ***	80'0" ***	
2,94	9'-8"	A6	6 Points d'accroche avec tendeur	6 Point Hoists with Turnbukle	1133 ***	2500 ***	80'0" ***	
2,69	8'-10"	A5	6 Points d'accroche avec tendeur	6 Point Hoists with Turnbukle	1133 ***	2500 ***	80'0" ***	
1,57	5'-2"	A4	6 Points d'accroche avec tendeur	6 Point Hoists with Turnbukle	1133 ***	2500 ***	80'0" ***	
1,30	4'-4"	A3	6 Points d'accroche avec tendeur	6 Point Hoists with Turnbukle	1133 ***	2500 ***	80'0" ***	
1,06	3'-6"	A2	6 Points d'accroche avec tendeur	6 Point Hoists with Turnbukle	1133 ***	2500 ***	80'0" ***	
0,81	2'-8"	A1	6 Points d'accroche avec tendeur	6 Point Hoists with Turnbukle	1133 ***	2500 ***	80'0" ***	
<b>Vers la salle</b>		↑						
<b>0,00</b>	<b>0'-0"</b>							
<b>Vers la scène</b>		↓						
0,15	0'-6"		Déluge protection incendie	deluge sprinkler system				
0,43	1'-5"	01	rideau-maison	main house curtain				<i>* permanent</i>
0,58	1'-11"	02	frise (manteau d'Arlequin)	portal border			80' L x 16' H	2011
0,81	2'-8"	03	pendrillons (manteau d'Arlequin)	portal legs			20' L x 40' H	2011
1,07	3'-8"	04	motorisée vitesse variable	variable speed	759	1670	0-360 fpm (0-1.8 m/s)	2018
1,27	4'-4"	05	motorisée vitesse variable	variable speed	759	1670	0-360 fpm (0-1.8 m/s)	2018
1,48	5'	06	motorisée vitesse variable	variable speed	759	1670	0-360 fpm (0-1.8 m/s)	2018
1,75	5'-9"	1						
1,93	6'-4"	2						
2,11	6'-11"	3						
2,38	7'-10"	4	rideau de fond # 1	black backing # 1			80' L x 40' H	2011
2,56	8'-5"	5	lumières de travail mobiles	work lights - * mobile				
2,76	9'-1"	6	frise # 1	border # 1			80' L x 16' H	2011
2,94	9'-8"	7	pendrillons # 1	legs # 1			20' L x 40' H	2011
3,12	10'-3"	8						
			support de conque	orchestra shell sup.				<i>* permanent</i>
3,32	10'-11"	9						
3,50	11'-6"	10						
3,68	12'-1"	11						
3,86	12'-8"	12						
4,06	13'-4"	13						
4,24	13'-11"	14						
4,44	14'-7"	15						
4,62	15'-2"	16						
4,84	15'-9"	17	frise # 2	border # 2			80' L x 16' H	2011
4,97	16'-4"	18	pendrillons # 2	legs # 2			20' L x 40' H	2011
5,15	16'-11"	19						
5,35	17'-7"	20						
5,53	18'-2"	21						
5,71	18'-0"	22	lumières de travail mobiles	work lights - * mobile				
5,96	19'7"	23						
6,17	20'-3"	24						
6,35	20'-10"	25	rideau sur patience	black traveller			(2) 40' x 40'	2011
6,52	21'-5"	26						
6,73	22'-1"	27						
6,90	22'-8"	28						
7,08	23'-3"	29						
7,28	23'-11"	30	frise # 3	border # 3			80' L x 16' H	2011
7,46	24'-6"	31	pendrillons # 3	legs # 3			20' L x 40' H	2011
7,64	25'-1"	32						
7,82	25'-8"	33						
8,05	26'-5"	34						
8,22	27'-0"	35						

## ACCROCHAGE STANDARD DU THÉÂTRE / HOUSE HANG

mètres meters	pieds feet	équipe set number	description	description	grandeur pieds / feet	date
8,40	27'-7"	36				
8,58	28'-2"	37				
8,76	28'-9"	38				
8,96	29'-5"	39				
9,16	30'-1"	40	frise # 4	border # 4	76' L x 16' H	2011
9,34	30'-8"	41	pendrillons # 4	legs # 4	20' L x 40' H	2011
9,70	31'-10"	42	lumières de travail mobiles	work lights - * mobile		
9,88	32'-5"	43				
10,08	33'-1"	44				
10,26	33'-8"	45				
10,43	34'-3"	46	rideau de fond # 2	black backing # 2	80' L x 40' H	2010
10,61	34'-10"	47				
10,79	35'-5"	48				
10,97	36'-0"	49				
11,15	36'-7"	50				
11,35	37'-3"	51				
11,55	37'-11"	52				
11,73	38'-6"	53	frise # 5	border # 5	80' L x 16' H	2011
11,91	39'-1"	54	pendrillons # 5	legs # 5	20' L x 40' H	2011
12,11	39'-9"	55				
12,31	40'-5"	56				
12,49	41'-0"	57	éclairage de cyclo	cyc lights - Iris 4	* permanent	
12,67	41'-7"	58				
12,87	42'-3"	59				
13,05	42'-10"	60				
13,36	43'-10"	61				
13,53	44'-5"	62				
13,74	45'-1"	63				
13,91	45'-8"	64				
14,09	46'-3"	65				
14,27	46'-10"	66				
14,45	47'-5"	67				
14,65	48'-1"	68	pendrillons cyclo	cyclo legs	17' L x 44' H	
14,85	48'-9"	69	cyclorama	cyclorama	* permanent	80' L x 41'7" H
15,03	49'-4"	70				
15,24	50'-0"	71	rideau de fond # 3	black backing # 3	80' L x 40' H	2010

### Remisage arrière scène ↓

### SPARE

15,43	50'-8"	72	Motorisée	2 paires de pendrillons: 20' L x 40' H (Portal)
15,64	51'-4"	73	Motorisée	
15,84	52'	74	Motorisée	
16,04	52'-8"	75	Motorisée	1 portal frise: 72' L x 16' H
16,21	53'-5"	76	Motorisée	2 paires de pendrillons: 20' L x 40' H
16,47	54'-1"	77	Motorisée	perches d'avant-scène

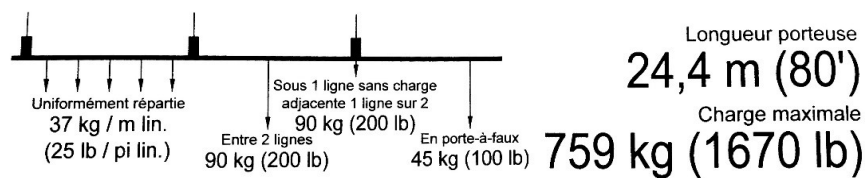
\* Vitesse de déplacement / Fixed speed set : 16 pi(ft)/min

\*\*\* 1133 Kg / 2500 lbs : à confirmer suivant le nombres de points utilisés.

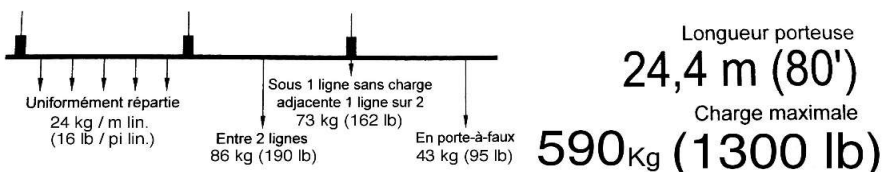
\*\* Ouverture des pendrillons = 48' / standard opening = 48'

\*\*\* 1133 Kg / 2500 lbs : to confirm depending on how many points are used.

### Perches motorisées à vitesse variable 04,05 et 06 ET perches motorisées à l'arrière-scène (de 72 à 77) :



### Perches à contre-poids (de 1 à 71):



### Perches Latérales motorisées (PLJ et PLC):

**NB:** Les porteuses servent à l'accrochage de tous les câbles socapex (lignes de gradateur).

Longueur porteuse

14,63m (48')

Charge maximale

544 Kg (1200 lbs)

il faut compter les câbles Socapex comme charge

Uniformément répartie

33 Kg / m lin (25 lbs / pi lin)





# Salle Wilfrid Pelletier

## Position d'accrochage F.O.H

### Critères à respecter :

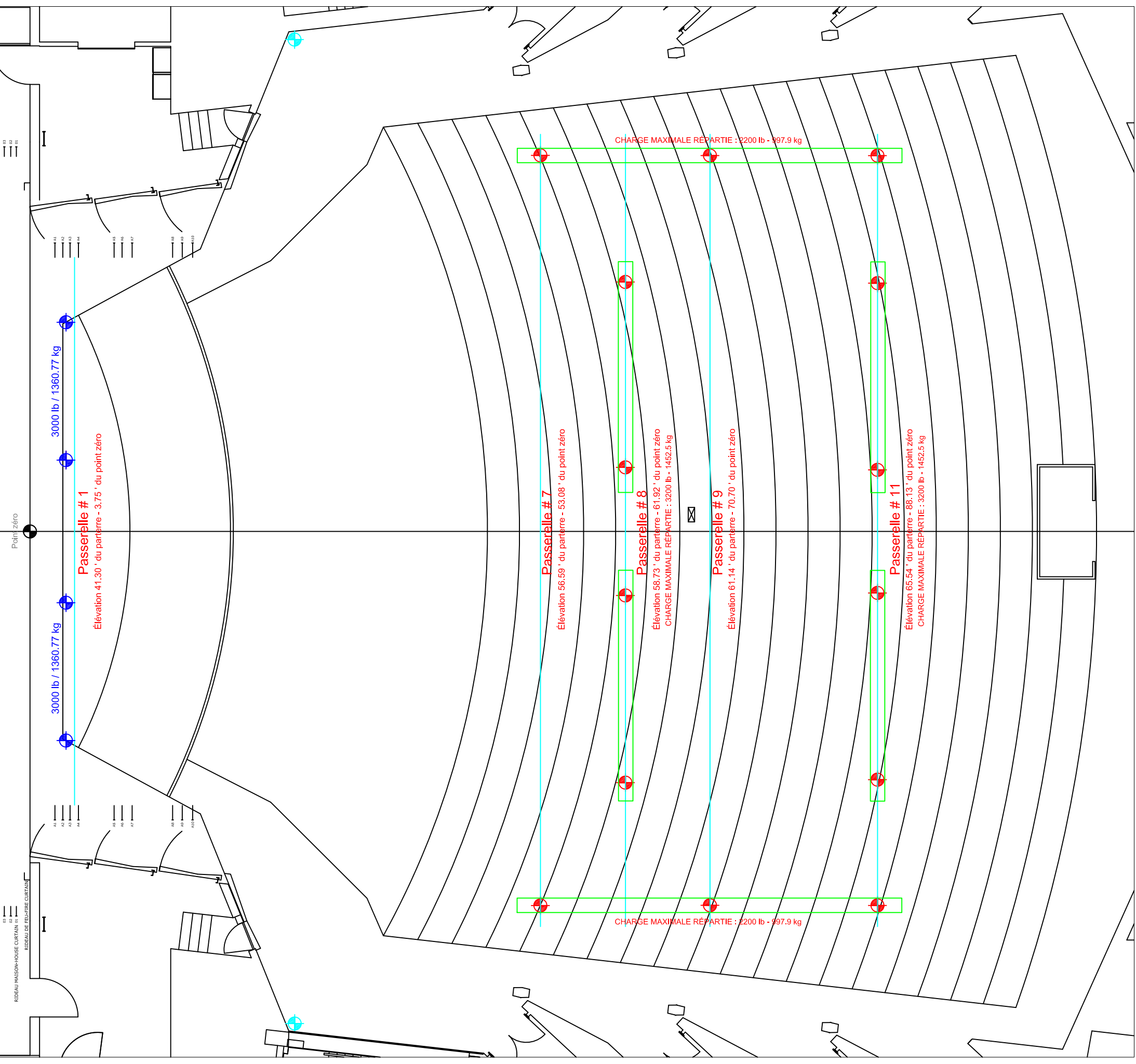
- Aucune entreposage sur les passerelles
- Accrochage sur montant vertical servant à soutenir la passerelle.
- 1 x point : charge maximale de 800 lb
- 3 x points minimum pour soutenir un pont de 48'
- 4 x points minimum pour soutenir un pont de 64'
- 5 x points minimum pour soutenir un pont de 80'
- Charge maximale par passerelle 3200 lb répartie.
- Chaque point doit-être sécurisé avec un câble de sécurité
- Nb: Seul les points apparaissant au plan sont valides.

### Critères à respecter :

- Aucune entreposage sur la passerelle # 1
- Par point : charge maximale 3000 lb
- Aucune autre charge ne sera permise sur les perches motorisées: A-1, A-2, A-3, A-4.
- Chaque point doit-être sécurisé avec un câble de sécurité
- Nb: Seul les points apparaissant au plan sont valides.


### Critères à respecter :

- Position tourmente : Jardin et Cour
- Charge maximale de 600 lb répartie sur un tuyau de 1½" ( 1.9 po. D.E.) sur 25'-0" de longueur, posé à la verticale.
- Nb: Seul les points apparaissant au plan sont valides.

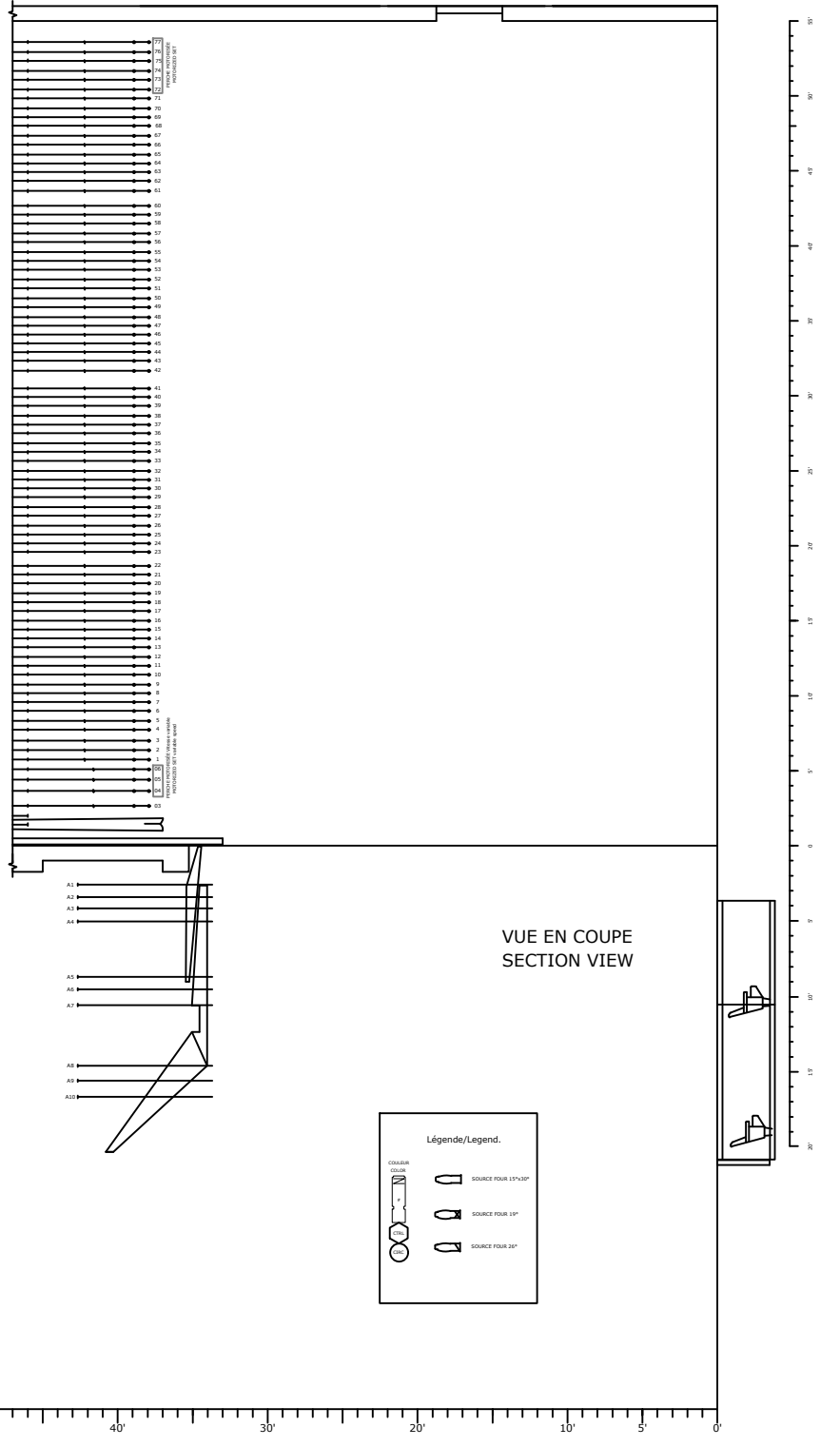
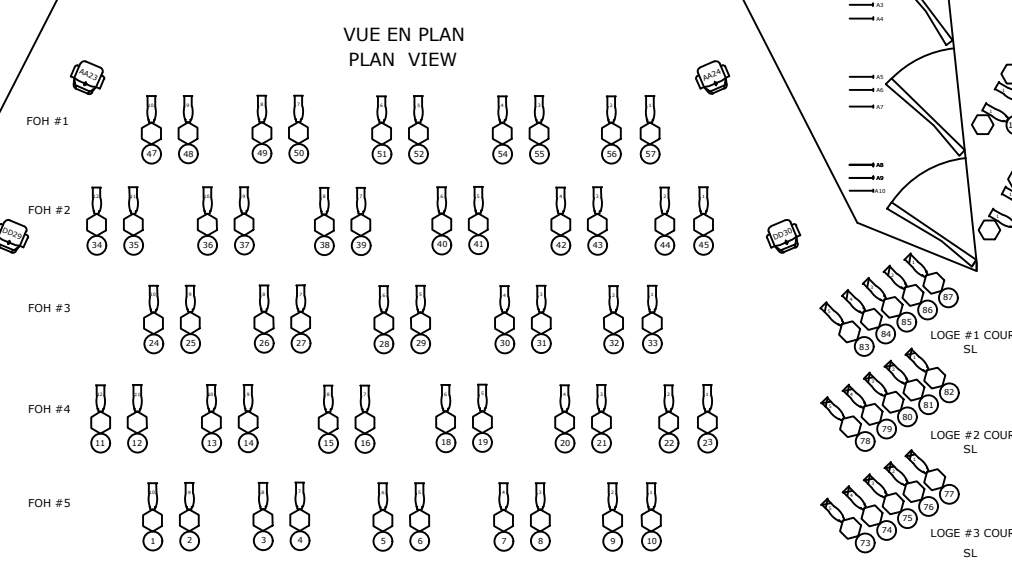


GROUND ROW			
( Voir plan de circuits ) ( See circuits plan )			
#	COULEUR COLOR	CONTRÔLE JARDIN-SR	CONTRÔLE CENTRE
#			
#			
#			
#			

CYCLORAMA			
( Voir plan de circuits ) ( See circuits plan )			
#	COULEUR COLOR	CONTRÔLE JARDIN-SR	CONTRÔLE CENTRE
#			
#			
#			
#			



1	2	3	4	5	6	7	8	9	10	11	12	13	14	15	16	17	18	19	20	21	22	23	24	25	26	27	28	29	30	31	32	33	34	35	36	37	38	39	40	41	42	43	44	45	46	47	48	49	50	51	52	53	54	55	56	57	58	59	60	61	62	63	64	65	66	67	68	69	70	71	72	73	74	75	76	77	78	79	80	81	82	83	84	85	86	87	88	89	90	91	92	93	94	95	96	97	98	99	100
---	---	---	---	---	---	---	---	---	----	----	----	----	----	----	----	----	----	----	----	----	----	----	----	----	----	----	----	----	----	----	----	----	----	----	----	----	----	----	----	----	----	----	----	----	----	----	----	----	----	----	----	----	----	----	----	----	----	----	----	----	----	----	----	----	----	----	----	----	----	----	----	----	----	----	----	----	----	----	----	----	----	----	----	----	----	----	----	----	----	----	----	----	----	----	----	----	----	----	-----



Légende/Legend.	
	COULEUR COLOR
	SOURCE FOUR 13'x10'
	SOURCE FOUR 14'
	SOURCE FOUR 24'



Salle / Location:

**SALLE WILFRID-PELLETIER**  
260, boul. de Maisonneuve ouest, Montréal (Qc) H2X 1Y9

Titre /Title:

VUE EN PLAN et COUPE / LX-FOH  
PLAN VIEW and LONGITUDINAL SECTION / LX-FOH

Dessin /Drawing:

PDA-WP6-AI

Échelle / Scale:

Voir règle - See ruler

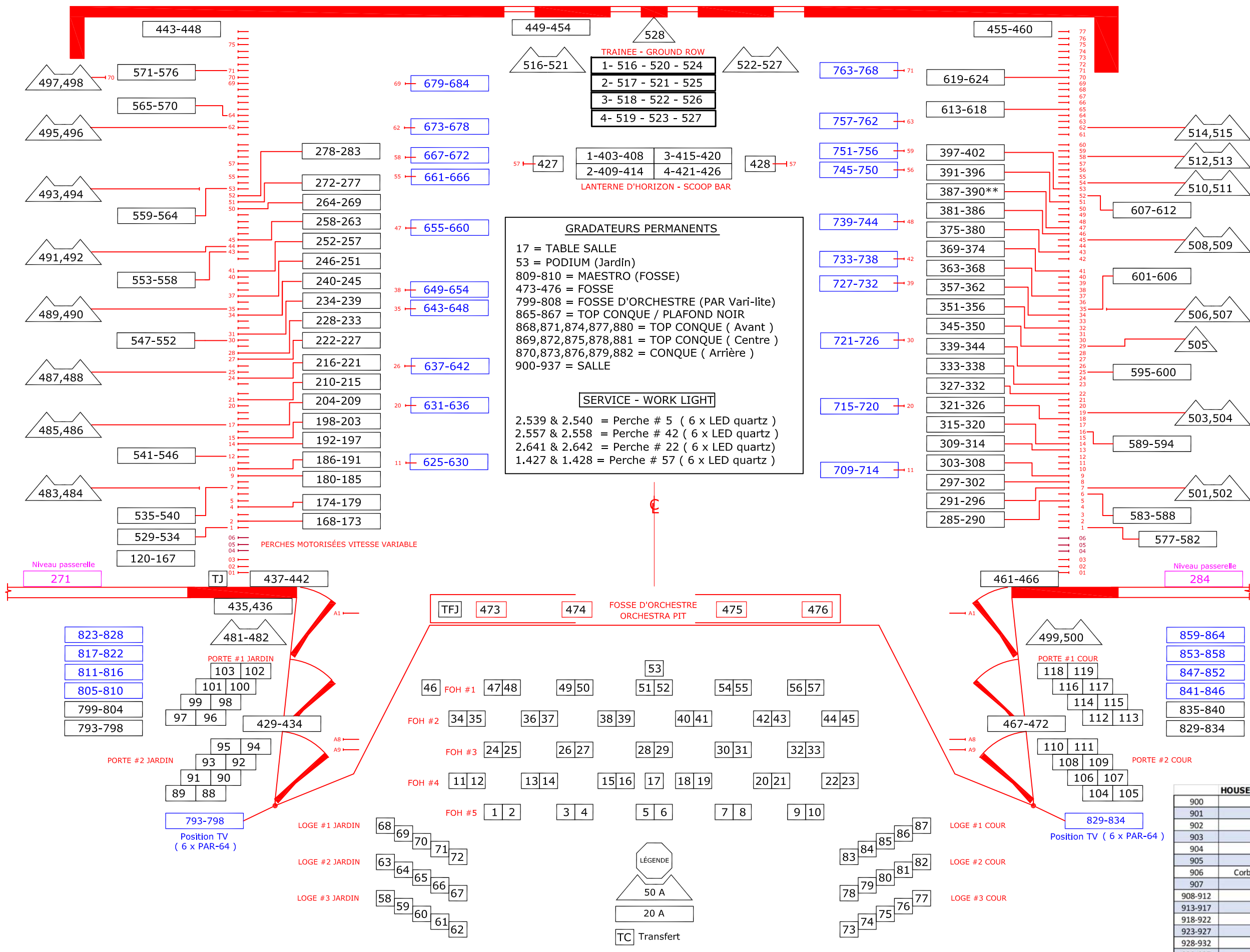
Date:

May / Mai 2021

Format:

Architecturale / Impérial

11"x 17"



HOUSE LIGHT DIMMERS WP		2021-10-15
900	Plafond salle AA et BB	
901	Plafond Parterre	
902	Plafond Loges 1er niveau	
903	Plafond loges 2eme niveau	
904	Plafond Loges 3eme niveau	
905	Corbeille urgence	
906	Corbeille, Mezzanine, Balcon urgence	
907	Plafond Balcons	
908-912	Nez de loges 1er RGBAW	
913-917	Nez de loges 2eme RGBAW	
918-922	Nez de loges 3eme RGBAW	
923-927	Nez de corbeille RGBAW	
928-932	Nez de Mezzanina RGBAW	
933-937	Nez de Balcon RGBAW	

PLAN DES CIRCUITS D'ÉCLAIRAGE - WP